



Yes, you can.®

➤ Alber e-motion®

Power assist for wheelchairs

A manual wheelchair makes it possible to move around and promotes activity. For most wheelchair users it is often impossible to access all areas of everyday life - even with adequate physical strength. Slopes, kerbstones, thresholds regularly present insurmountable obstacles. The new **Alber e-motion** power assist allows wheelchair drivers to keep and even raise their level of active mobility, and provides a variety of therapeutic benefits.





➤ Increasing personal freedom

Already slight force to the push rims engages the electromotors to help propel the wheelchair. The **Alber e-motion** is at its best particularly, when driving uphill or driving long distance. Thanks to **e-motion** the wheelchair can also be slowed down with very little effort. Just a slight checking of the push rims will do, and the electrical servo-brake effectively slows down the speed thus providing additional safety. The new Lithium-Ion batteries allow maximum range and thus independence for the **e-motion** user.

➤ Therapeutic benefits

Most people experience arm pain and degeneration after prolonged manual wheelchair use. Shoulders and wrists are the most common areas for pain and repetitive strain injury. The **e-motion** helps to prevent such disorders by reducing the strain on joints and muscles and offering exercise at the same time because fitness is important for wheelchair user's mobility and cardio-respiratory health.

➤ Adjustable

The sensitivity of the motors can be adjusted for the left or the right wheel independently. If required, this feature also allows the unequal arm strengths of a user to be balanced. If the user wishes to exercise more while propelling, the sensitivity can be simply reduced. **e-motion** with the optional ergonomic control system (ECS) offers a unique adjustability: With the included new remote control the user can choose between two support levels and individually program 10 parameters of the **e-motion**.

➤ Portable and versatile

Thanks to its quick-release system, the **e-motion** can be dismantled within seconds into very handy parts. The **e-motion** can be fitted to almost any manual wheelchair. Only small brackets have to be mounted on the chair in order to accommodate the **e-motion**. Existing manual wheels may be interchangeable with the **e-motion** drive wheel, allowing full manual operation of the wheelchair.



Options and Features



e-motion® ready for transport

The compact and lightweight components are easy to transport.



Push-rim

Using the push-rim activates the motors for assistance.



Batteries

Latest Lithium-Ion technology provides excellent range and high durability. Removable for air travel.



Drive wheels

Easy to detach from wheelchair, available in diameters 22" and 24".



Battery charger

Automatic charger with indicator light.



Spoke covers

Available in diameters of 22", 24".



Anti-tip supports

Adjustable in height, angle and length.



Remote-control holder



Coated push-rim

Providing enhanced grip.

Ergonomic Control System (ECS)

(Optional)

NEW

The new ECS combines therapeutic benefit with individual adjustment.

e-motion can be switched on and off from an upright sitting position using the remote control. In addition, two selectable power stages assure optimal driving convenience—precisely adapted to each user's personal mobility restriction and needs.



Wheelchair drivers will also appreciate the rollback delay, which prevents the chair from rolling backwards down a slope and is an invaluable aid on steep hills. The high-contrast display shows the battery charge as well as various service and diagnostic codes. Thanks to the large buttons, all functions can be easily accessed even with restricted hand use. Numerous parameters, such as the assistance level or after-running of the motor, can be freely programmed with the ECS by your therapist or dealer according to your specific requirements.



Rollback delay



Remote control



Two assistance levels



Remote battery indicator

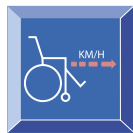


Self-diagnosis

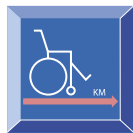


Coded radio transmission

Technical data



max. 6 km/h



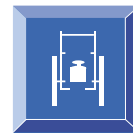
25 km (according to ISO 7176)



2 x 60 W



1 kg



22 kg
(one wheel: 11 kg)



130 kg

All information quoted is believed to be correct at time of print. Invacare reserves the right to alter product specifications without prior consultation. Ulrich Alber GmbH is a company and a brand of Invacare

E-MOTION - EU - 07 / 08

© Invacare International Sarl 2008 All Rights Reserved.



Distributed by:
Invacare Canada LP
570 Matheson Blvd. E, Mississauga, Ontario, L4Z 4G4 Phone: 800-668-5324 905-890-8300
Website: www.invacare.ca

CE
Form No. 09-735C