

INVACARE® CANADA

Bath Lifts



AQUATEC®



Yes, you can.®



Yes, you can.®

Experience safety, comfort and independence with an Aquatec bath lift.

The Aquatec family of bath lifts offer safe lowering and smooth rising into and out of the bathtub. By offering several product variations, Aquatec has created a series of bath lifts to fulfill a wide range of bathing needs.

NEW features include:

- Convenient pendant storage
- Ergonomic carrying handle for ease of transportation





Aquatec *F*

Model no. 1573683 AQUATEC F, Fixed Back Bath Lift - White

The Aquatec *F* bath lift has a high fixed backrest with integrated neck support and enables users to be safely lowered into and raised out of the bathtub. Aquatec's specially designed base plate allows for maximum space inside the bathtub.

Features

- Stable, robust frame
- Reinforced lifting mechanism
- Can be used with or without cover materials
- Ergonomic floating hand control
- Lithium-ion rechargeable battery pack
- Lift function will not allow the lift to descend if there is not enough battery power present to raise the user
- Can be easily folded and disassembled into two parts with one hand
- Self-releasing suction cups

Specifications

Seat Depth	19"
Seat Width	15"
Seat Width with Side Flaps Down	28"
Overall Length	24"
Back Height	26"
Back Width	14"
Base Width	11"
Base Length	23"
Minimum Seat Height	2 ½"
Maximum Lift Height (Optional Risers up to 19 ¾")	17"
Weight Capacity (lbs.)	300
Lift Cycles per Charge	6



R **RECLINE**
BACK SUPPORT

Model no. 1573972

Aquatec **R**

Model no. 1573972 AQUATEC R, Reclining Bath Lift - Blue
Model no. 1573877 AQUATEC R, Reclining Bath Lift - White

The Aquatec *R* reclining bath lift combines the ability to recline to 40 degrees with industry-leading 2 ½" minimum seat height. The floating hand pendant with spiral cable ensures that the control is always within reach when needed.

Features

- Stable, robust frame that separates easily into two parts
- Reinforced lifting mechanism
- Can be used with or without cover materials
- Ergonomic floating hand control
- Lithium-ion rechargeable battery pack
- Lift function will not allow the lift to descend if there is not enough battery power present to raise the user
- Self-releasing suction cups
- Can be easily folded and disassembled into two parts with one hand
- High back with integrated neck support
- 40 degrees of recline

Specifications

Seat Depth	19"
Seat Width	15"
Seat Width with Side Flaps Down	28"
Overall Length	24", 33" reclined
Back Height	26"
Back Width	14"
Base Width	11"
Base Length	23"
Minimum Seat Height	2 ½"
Maximum Lift Height (Optional Risers up to 19 ¾")	17"
Weight Capacity (lbs.)	300
Lifts Cycles per Charge	6

Made in
Germany



XL

HEAVY DUTY
WITH RECLINE

Aquatec *XL*

Model no. 1573862

AQUATEC XL, Heavy Duty Bath Lift - White

The Aquatec *XL* offers a weight capacity of up to 375 lbs. and features a reclining back support. The specially designed base and minimum seat height of only 2 ½" allows plenty of room for a relaxing bath.

Features

- Reinforced lifting mechanism
- Can be used with or without cover materials
- Ergonomic floating hand control
- Lithium-ion rechargeable battery pack
- Lift function will not allow the lift to descend if there is not enough battery power present to raise the user
- Can be easily folded and disassembled into two parts with one hand
- Self-releasing suction cups
- 40 degrees of recline
- Increased weight capacity

Specifications

Seat Depth	19"
Seat Width	15"
Seat Width with Side Flaps Down	28"
Overall Length	24", 33" reclined
Back Height	26"
Back Width	14"
Base Width	11"
Base Length	23"
Minimum Seat Height	2 ½"
Maximum Lift Height (Optional Risers up to 19 ¾")	17"
Weight Capacity (lbs.)	375
Lift Cycles per Charge	5

Made in
Germany



SPECIAL
RECLINE
BACK
SUPPORT

Aquatec *SRB*

Model no. 1573878

AQUATEC SRB, Special Reclining Backrest - White

The Aquatec *SRB* is equipped with adjustable laterals and padded chest strap to accommodate users with limited upper body control. The *SRB* also offers the ability to recline to 40 degrees and industry-leading 2 ½" minimum seat height, which makes it one of the most versatile bath lifts on the market.

Features

- Compact construction with minimum seat height of 2 ½"
- Reinforced lifting mechanism
- Can be used with or without cover materials
- Ergonomic floating hand control
- Lithium-ion rechargeable battery pack
- Lift function will not allow the lift to descend if there is not enough battery power present to raise the user
- Can be easily folded and disassembled into two parts with one hand
- Self-releasing suction cups
- 40 degrees of recline

Specifications

Seat Depth	19"
Seat Width	15"
Seat Width with Side Flaps Down	28"
Overall Length	24", 33" reclined
Back Height	26"
Back Width	16" - 27"
Base Width	11"
Base Length	23"
Minimum Seat Height	2 ½"
Maximum Lift Height (Optional Risers up to 19 ¾")	17"
Weight Capacity (lbs.)	300
Lift Cycles per Charge	6



JACUZZI
RECLINING BACK SUPPORT
FOR WIDER TUBS

Model no. 1574456

Aquatec *J*

Model no. 1574455
Model no. 1574456

AQUATEC J, Reclining Back WIDE - White
AQUATEC J, Reclining Back WIDE - Blue

The Aquatec *J* is designed with extra wide side flaps to fit into Jacuzzi-style tubs. With the ability to recline to 40 degrees, this model provides the safety, comfort and ease of use the Aquatec series is known for.

Features

- Extra wide sideflaps to fit into Jacuzzi-style tubs
- Stable, robust frame
- Can be used with or without cover materials
- Ergonomic floating hand control
- Lithium-ion rechargeable battery pack
- Lift function will not allow the lift to descend if there is not enough battery power present to raise the user
- Can be easily folded and disassembled into two parts with one hand
- Self-releasing suction cups
- 40 degrees of recline

Specifications


Seat Depth	19"
Seat Width	15"
Seat Width with Side Flaps Down	34"
Overall Length	24", 33" reclined
Back Height	26"
Back Width	14"
Base Width	11"
Base Length	23"
Minimum Seat Height	2 ½"
Maximum Lift Height (Optional Risers up to 19 ¾")	17"
Weight Capacity (lbs.)	300
Lift Cycles per Charge	6

Features



Easy Folding

Folds easily with one hand for storage and transportation.




Seamless Transition

The seamless transition from the seat to the side flaps ensures no pinch points while bathing or transitioning onto or off of the lift.



Floatable Hand Control

Waterproof and ergonomic hand control with superior battery life.



Ease of Use

The hand control can be easily removed for charging the internal Lithium-Ion battery.



Hygienic and Latex Free

Designed with smooth surfaces to allow for effortless cleaning. Durable soft cover is machine washable at 60°C. The entire unit is latex free.



Convenient Pendant Storage

The newest features on the Aquatec Bath Lifts include a hook for hygienic and simple pendant storage, as well as an ergonomic carrying handle for ease of transportation.

Accessories



Height Adapters

Used to raise the bath lift to desired height in non-standard bathtubs.

Adapters are 1" (set of 4 per set).

Model no. 14694 - 2 cm Height Adapters (max. of 6 cm). 4 per set

Model no. 15170 - Set of four, 2 cm Height Adapters (max. of 6 cm) incl. conversion kit



Sideflap Diverter

Used to position sideflap away from grab bars and soap dishes that may be mounted inside of the tub.


Model no. 15309



Transport Bag with Casters

Ideal for easy transport and storage. Complete with roller-casters.

Model no. 14586AQT




Transfer Board with Rotary Disk

For easy transfers, reduced shearing and effortless turning into desired position. 300 lb. capacity.

Transfer Board Model no. 4.03.002 - Blue

Transfer Board Model no. 4.03.008 - Grey



Rotary Disk

14" diameter seat area with soft seating surface. Easy to clean, just wipe off. 300 lb. capacity.

Rotary Disk Model no. 4.02.002 - Blue

Rotary Disk Model no. 4.02.008 - Grey



Step Stool

Provides assistance getting in and out of the bath. Features non-slip feet and removable, non-slip cover.

17"L x 10 1/2" W x 6" H

Model no. 3.00.002

Accessories



Extra Large Suction Cups

Adapts to any of the Aquatec Series bath lifts. Increases the stability and allows for secure suction on treaded and uneven surfaces.

Model no. 16240 (set of 4 per set)



Positioning Strap

Padded, adjustable strap for the chest or waist.

Model no. 1528702



Pommel

Prevents slipping forward on the seat surface. Available in blue.

Model no. 1525932, 2.5" (7 cm)

Model no. 1525933, 4.75" (12 cm)



Foam/Sand Wedge Cushion

Used as seating support under knees or thighs to aid in proper positioning.

Model no. 13688 - White foam

Model no. 13687 - Blue foam

Model no. 13694 - White sand

Model no. 13693 - Blue sand

Warranty

All Aquatec bath lifts are covered under a three year warranty, excluding cover material and suction cups. Handsets and batteries are covered for a period of 18 months from the date of purchase.

Cleaning Instructions

1. Wash the product with commercial detergents and disinfectants using a cloth or brush.
2. Rinse the product with warm water.
3. Dry the product with a cloth.
4. Lubricate the guide for the sliding shoe using Vaseline.
5. Unbutton the covers from the seat and backrest.
6. Wash the covers in the washing machine at maximum temperature of 60°C using a mild detergent.
7. Wipe down the hand control with a damp cloth and dry it with a dry cloth.



Yes, you can.®



Yes, you can.®

Invacare Canada LP

www.invacare.ca

Canada

570 Matheson Blvd. E.

Unit 8

Mississauga, Ontario

L4Z 4G4 Canada

(800) 668-5324

All rights reserved.

Trademarks are identified
by the symbols TM, SM and [®].

All trademarks are owned
by or licensed to Invacare
Corporation unless
otherwise noted.

Specifications are subject to
change without notification.



© 2015

Invacare Canada

Form No. 08-621C

Rev 11/15